

# FOX FARM

SOIL & FERTILIZER COMPANY



RETAIL CATALOG



**WELCOME**  
to  
**FOXFARM**  
Soil & Fertilizer Company®

FoxFarm was born and raised in Humboldt County in the early '80s out of a desire to offer a different kind of garden soil that was not sterilized in any way. At that time, most soils were designed to be free of soil microbes, but I knew they were the key to giving life to plants — from the ground up. My gratitude to Humboldt County has never wavered. FoxFarm grew out of the cultural movement of the Seventies that had us coming together as a people and a community. Humboldt County has allowed us to blossom into an internationally recognized company. We are proud to provide amazing gardening products for Humboldt County, our nation, and the world.

**Bring Your Plants to Life!®**

FoxFarm Founder & CEO

*FoxFarm Willy*



# RETAILER SUPPORT



## FOXFARM CUSTOMER SERVICE

When you call our Product Technicians you will speak to a real person, no automation. Our highly trained staff is dedicated to offering the very best Customer Service.

## OUR SUPPORT MATERIALS

In addition to personal communication, we offer promotional materials that make FoxFarm stand out. Use our Product Catalog to educate your customers and promote the FoxFarm line, and share our 12-week feeding schedules with customers who are looking for a more advanced feeding program.

Customer Service can connect you to a FoxFarm Sales Representative, or assist with Product Catalogs, Feeding Schedules and other point-of-purchase items.

## ATTENTION TO THE DETAILS

We offer Workshops and Vendor Events to empower FoxFarm retailers and their staff with the goal of boosting sales through FoxFarm product knowledge.



**FoxFarm Retailers are listed on [FoxFarm.com/find-a-dealer](http://FoxFarm.com/find-a-dealer)**  
Call Customer Service to add your store: 800-436-9327 (M-F 8:30am-5pm PST)



— FOLLOW US —





GROWERS UNITE!™

GROWERS UNITE!™



# CREAM *of the* CROP®

PERLITE & COCONUT COIR

# 50 | 50

## FoxFarm Cream of the Crop® — 50/50 Growing Media —

Designed for use in containers in outdoor or indoor growing environments. Plants grown in FoxFarm Cream of the Crop® 50/50 Growing Media should be watered and fertilized as needed. The frequency will depend on many factors, including your climate, container size, and plant size.

When watering, add enough to fully saturate the media, allowing excess water to drain from the bottom of the container.



ITEM	SIZE	ZONE	PALLET
7 52289 69009 9	2 CF	WEST / EAST	60 BAGS
7 52289 69010 5	27 CF	WEST / EAST	3 TOTES
7 52289 69011 2	55 CF	WEST / EAST	2 TOTES



# STRAWBERRY FIELDS®

## FRUITING & FLOWERING POTTING SOIL


- ◆ Supports Fruiting and Flowering
- ◆ For Berries, Melons, Flowers and Bulbs
- ◆ Contains Custom Blend of Soil Microbes

Strawberry Fields® Potting Soil is specially formulated to encourage fruiting and flowering characteristics in certain plants. This includes herbaceous species, berries, melons, flowers and bulbs.

ITEM	SIZE	ZONE	PALLET
7 52289 59104 4	1.5 CF	WEST	60 BAGS
7 52289 59104 4	1.5 CF	EAST	75 BAGS
7 52289 58234 9	27 CF	WEST/EAST	3 TOTES
7 52289 58213 4	55 CF	WEST/EAST	2 TOTES

### OUT - A - SIGHT!

Ignite Your Senses! Brilliant fluorescent flowers and sweet delicious fruits and berries are the result of the accumulation of just the right balance of nutrients taken up by the plant during its life cycle. Strawberry Fields® will feed your plants and is designed to pump up your blooms, fruits and berries with no hang-ups!



#### CONTAINER GARDENS

- Place enough potting soil into the container so that the root mass is positioned at the correct height
- Fill in around root mass up to 1 inch (2.5 cm) from top of pot
- Press gently to secure plant. Water thoroughly and let drain
- Do not pack too tightly. Add more if necessary with settling

#### HOUSEPLANTS

- Water thoroughly after planting. Feed regularly

#### TREES, SHRUBS AND ROSES

- Select a container 2-3 times the diameter of the plant's root mass and 3-6 inches (7.5-15 cm) deeper
- Place enough potting soil into the container so that the root mass is positioned at the correct height
- Secure plant in place while adding more potting soil around the root mass until the container is almost full
- Press firmly around perimeter of the plant and water thoroughly



# KO KO BOP®

COCONUT COIR BLEND

## 3 CUBIC FOOT GROW BAG

- ◆ Easy To Use Grow Bag is Ready for Planting
- ◆ Nutrient Rich for All Your Growing Needs



KO KO BOP® is a blend of renewable coconut coir and aged forest products with perlite for aeration. Plant directly into this grow bag for all growing applications. It is ready to use. No additional ingredients are required. Stand bag right side up and stabilize so it does not tip over. Cut off the top of the bag just below the seal and

roll extra plastic down so it is out of the way. Poke a few holes in the bottom of the bag for drainage and plant directly into the soil as you would in any other container.

**KO KO BOP® and DROP – It Doesn't Get Any Easier!**

ITEM	SIZE	ZONE	PALLET
7 52289 69005 1	3 CF	WEST/EAST	36 BAGS



# SALAMANDER SOIL®

MAKE YOUR NEIGHBORS JEALOUS!™

- ◆ Water Less Frequently
- ◆ Contains 60-70% Coco Coir
- ◆ Ready-to-use Potting Mix
- ◆ Contains Custom Blend of Soil Microbes

Under the right moisture conditions beneficial microorganisms can flourish and NEWT-trient uptake may be enhanced. Plants that are grown in hot climates need that extra thirst quench so that they can stay vigorous and not get stressed from drying out.

The inconvenience of frequent waterings is sometimes problematic for growers who just can't get to their plants in time. Moisture has to be accurate; too much will cause root rot and plants will suffer.

Use Salamander Soil® for rooted cuttings and young plant starts for both indoor and outdoor cultivation. Plant directly into Salamander Soil® Potting Mix.

ITEM	SIZE	ZONE	PALLET
7 52289 59110 5	1.5 CF	WEST	60 BAGS
7 52289 59110 5	1.5 CF	EAST	75 BAGS
7 52289 58229 5	27 CF	WEST/EAST	3 TOTES
7 52289 58209 7	55 CF	WEST/EAST	2 TOTES

## CONTAINER GARDENS

- Fill container with soil 1 inch (2.5 cm) below the top edge of the pot
- Water thoroughly after planting
- For best results, feed your plants with FoxFarm fertilizer products during growth and bloom seasons

## HOUSEPLANTS

- Water thoroughly after planting
- For best results, feed regularly with FoxFarm Grow Big® and Big Bloom® Liquid Plant Food



## TREES, SHRUBS AND ROSES

- Select a container 2-3 times the diameter of the plant's root mass and 3-6 inches (7.5-15 cm) deeper
- Fill the container so that the root mass is positioned at the correct height
- Secure plant in place while adding more soil around the root mass until the container is almost full
- Press firmly around perimeter of the plant and water thoroughly
- Do not pack too tightly. Fill container to the top and water again
- Feed regularly with FoxFarm fertilizers

**FOX FARM**  
SOIL & FERTILIZER COMPANY

**Cultivation Nation®**

**70**

**30**

**COCONUT COIR**

**PERLITE**

**SEVENTY THIRTY \* GROWING MEDIA**

Cultivation Nation® Seventy Thirty Growing Media is a mixture of buffered coconut coir and perlite, blended in the classic ratio of 70:30. Coconut coir is known for its water holding capabilities and perlite is included to provide air spaces in the media, facilitating aeration and drainage.

For best results, use in conjunction with Cultivation Nation® fertilizers and adjusters.

ITEM	SIZE	ZONE	PALLET
7 52289 69006 8	2 CF	WEST / EAST	48 BAGS
7 52289 69007 5	27 CF	WEST / EAST	3 TOTES
7 52289 69008 2	55 CF	WEST / EAST	2 TOTES





# COCO LOCO<sup>®</sup>

## POTTING MIX<sup>®</sup>

**AQUA SUPREMO<sup>®</sup> ♦ COCONUT COIR**

- ◆ Plants Require Less Frequent Watering
- ◆ Contains Custom Blend of Soil Microbes
- ◆ With Earthworm Castings and Bat Guano

The coir in Coco Loco<sup>®</sup> is a by-product of coconut harvesting. It resists compaction, easily re-wets and behaves like little sponges making water available as needed by plants. Coco Loco<sup>®</sup> Potting Mix blends the water-holding qualities of coconut coir with perlite, which helps improve drainage and aeration at the root zone.



ITEM	SIZE	ZONE	PALLET
7 52289 59107 5	12 QT	WEST / EAST	120 BAGS
7 52289 59102 0	2 CF	WEST / EAST	48 BAGS
7 52289 58225 7	27 CF	WEST / EAST	3 TOTES
7 52289 58205 9	55 CF	WEST / EAST	2 TOTES

### CONTAINER GARDENS

- Fill container with soil 1 inch (2.5 cm) below the top edge of the pot
- Water thoroughly and allow to drain after planting
- For best results, feed your plants with FoxFarm fertilizer products during growth and bloom seasons

Plants growing in Coco Loco<sup>®</sup> will not require water as often as your usual potting mix. Whether you're growing in hanging baskets, vertical gardens, containers, or seedling trays, extend your watering schedule. In most climates, every two to three days will be enough. Always adjust your watering schedule as needed.

### RE-POTTING PLANTS

- Select a container 2-3 times the diameter of the plant's root mass and 3-6 inches (7.5-15 cm) deeper
- Place enough potting soil into the container so that the root mass is positioned at the correct height
- Secure plant in place while adding more potting soil around the root mass until the container is almost full
- Press firmly around perimeter of the plant and water thoroughly
- Do not pack too tightly. Fill container to the top and water again
- Use FoxFarm fertilizers & liquid plant food concentrates in conjunction with our soil mixes



# OCEAN FOREST® POTTING SOIL

GOOD THINGS FROM THE EARTH & SEA™

- ◆ Ideal for Container Gardens and Houseplants
- ◆ Light Texture for Aeration and Drainage
- ◆ Growing Medium for Plant Starts and Seedlings

Ocean Forest® Potting Soil is a powerful blend of aged forest products, sphagnum peat moss, earthworm castings, fish emulsion and crab meal. Ocean Forest® also contains bat guano, which has been used for centuries as a fertilizer for all kinds of plants.

Aged forest products, sandy loam and sphagnum peat moss give Ocean Forest® its light, aerated texture. Start with Ocean Forest® and watch your plants come alive!



ITEM	SIZE	ZONE	PALLET
7 52289 79004 1	12 QT	WEST / EAST	120 BAGS
7 52289 79005 8	1.5 CF	WEST	64 BAGS
7 52289 79005 8	1.5 CF	EAST	75 BAGS
7 52289 69004 4	3 CF	WEST / EAST	36 BAGS

ITEM	SIZE	ZONE	PALLET
7 52289 58221 9	27 CF	WEST / EAST	3 TOTES
7 52289 58201 1	55 CF	WEST / EAST	2 TOTES

#### CONTAINER GARDENS

- Fill container with soil 1 inch (2.5 cm) below top edge of the pot
- Water thoroughly after planting
- For best results, feed your plants with FoxFarm fertilizer products during growth and bloom seasons

#### HOUSEPLANTS

- Water thoroughly after planting
- For best results, feed with Grow Big® Liquid Plant Food

#### ESTABLISHED CONTAINER GARDENS

- Top dress a 3-inch (7.5 cm) layer of potting soil around existing plants and carefully work into the soil. Water thoroughly

#### TREES, SHRUBS AND ROSES

- Select a container 2-3 times the diameter of the plant's root mass and 3-6 inches (7.5-15 cm) deeper
- Place enough potting soil into the container so that the root mass is positioned at the correct height
- Secure plant in place while adding more potting soil around the root mass until the container is almost full
- Press firmly around perimeter of the plant and water thoroughly
- Do not pack too tightly. Fill container to the top and water again
- Use FoxFarm fertilizers & liquid plant food concentrates in conjunction with our soil mixes



# LUCKY DOG®


## GROWERS BLEND

HOWLING GOOD STUFF™

- ◆ Ready-to-use, Richly Amended
- ◆ Contains Earthworm Castings
- ◆ For Rooted Cuttings & Young Plants

This light airy blend of peat moss and perlite is the answer to every gardener's quandary. Unleash the Lucky Dog® K-9 Kube® Growers Blend and plant directly into this richly amended mix.

Lucky Dog® K-9 Kube® Growers Blend comes right out of the bale with soil microbes that may enhance root efficiency. This can provide more opportunity for nutrient availability and may increase fruit and flower production.



ITEM	SIZE	ZONE	PALLET
7 52289 59106 8	2.2 CF	WEST / EAST	35 BALES
7 52289 58004 8	3.8 CF	WEST / EAST	30 BALES

### CONTAINER GARDENS

- Place enough potting soil into the container so that the root mass is positioned at the correct height
- Fill in around root mass up to 1 inch (2.5 cm) from top of pot
- Press gently to secure plant. Water thoroughly and let drain
- Do not pack too tightly. Add more if necessary with settling

### HOUSEPLANTS

- Water thoroughly after planting. Feed regularly

### TREES, SHRUBS AND ROSES

- Select a container 2-3 times the diameter of the plant's root mass and 3-6 inches (7.5-15 cm) deeper
- Place enough potting soil into the container so that the root mass is positioned at the correct height
- Secure plant in place while adding more potting soil around the root mass until the container is almost full
- Press firmly around perimeter of the plant and water thoroughly



# HAPPY FROG® POTTING SOIL

**BRING YOUR PLANTS TO LIFE!®**

- ◆ Ready-to-use for Indoor and Outdoor Plants
- ◆ Richly Amended Container Blend
- ◆ Contains Custom Blend of Soil Microbes

Happy Frog® Potting Soil is amended with soil microbes. These little guys help improve root efficiency and encourage nutrient uptake. That's why we never steam sterilize our soils.

Our craftsmanship shows in the finely-screened aged forest products, bat guano and earthworm castings you'll find in our soil mixes. Happy Frog® Potting Soil can help your plants thrive.



ITEM	SIZE	ZONE	PALLET
7 52289 59001 6	12 QT	WEST / EAST	120 BAGS
7 52289 59002 3	2 CF	WEST	48 BAGS
7 52289 59002 3	2 CF	EAST	60 BAGS

ITEM	SIZE	ZONE	PALLET
7 52289 58223 3	27 CF	WEST / EAST	3 TOTES
7 52289 58203 5	55 CF	WEST / EAST	2 TOTES

### CONTAINER GARDENS

- Fill container with soil 1 inch (2.5 cm) below top edge of the pot
- Water thoroughly after planting
- For best results, feed your plants with FoxFarm fertilizer products during growth and bloom seasons

### HOUSEPLANTS

- Water thoroughly after planting
- For best results, feed with Grow Big® Liquid Plant Food

### ESTABLISHED CONTAINER GARDENS

- Top dress a 3-inch (7.5 cm) layer of potting soil around existing plants and carefully work into the soil. Water thoroughly

### TREES, SHRUBS AND ROSES

- Select a container 2–3 times the diameter of the plant's root mass and 3–6 inches (7.5–15 cm) deeper
- Place enough potting soil into the container so that the root mass is positioned at the correct height
- Secure plant in place while adding more potting soil around the root mass until the container is almost full
- Press firmly around perimeter of the plant and water thoroughly
- Do not pack too tightly. Fill container to the top and water again
- Use FoxFarm fertilizers and liquid plant food concentrates in conjunction with our soil mixes



# HAPPY FROG<sup>®</sup>

## SOIL CONDITIONER<sup>®</sup>

IN THE SPIRIT OF THE HUMBOLDT NATION™

- ◆ Amends Existing Garden Beds
- ◆ Improves Aeration and Texture of Compacted Soils
- ◆ Contains Humic Acids and Custom Blend of Soil Microbes

Happy Frog<sup>®</sup> Soil Conditioner is amended with soil microbes. These little guys help improve root efficiency and encourage nutrient uptake. That's why we never steam sterilize our soils.

Our craftsmanship shows in the finely-screened aged forest products, bat guano and earthworm castings you'll find in our mixes. Bat guano has been used for centuries as a fertilizer for all kinds of plants. Add earthworm castings and you have a nutrient-rich mix that can help your plants thrive.



### ROWS OR RAISED BEDS

- Add 3 inches (7.5 cm) of Soil Conditioner to garden beds in spring
- Rejuvenate established plants by working in a little Soil Conditioner around the base of each plant. Water thoroughly

### IN GROUND PLANTINGS

- Dig a hole 2-3 times the size of the root ball
- Layer Soil Conditioner at the bottom of the new hole
- Center transplant in hole at correct height
- Pack remaining space around plant with 1/2 native soil and 1/2 Soil Conditioner. Water thoroughly

ITEM	SIZE	ZONE	PALLET
7 52289 59004 7	1.5 CF	WEST	60 BAGS
7 52289 59004 7	1.5 CF	EAST	75 BAGS
7 52289 59003 0	3 CF	WEST ONLY	35 BALES
7 52289 58231 8	27 CF	WEST / EAST	3 TOTES
7 52289 58211 0	55 CF	WEST / EAST	2 TOTES



# ORIGINAL PLANTING MIX

**DON'T TREAT YOUR SOIL LIKE DIRT®**

- ◆ Ready-to-use for Gardens and Raised Beds
- ◆ Contains Earthworm Castings and Bat Guano
- ◆ Amends Native Soils

FoxFarm Original Planting Mix is a blend of soil amendments such as aged forest products, sphagnum peat moss and earthworm castings. Use our FoxFarm Original Planting Mix for all your gardening projects.

The aged forest products and peat moss in FoxFarm Original Planting Mix may make it more effective at holding moisture around the roots of plants. In turn, this may help you obtain glorious gardening results and save water at the same time.



ITEM	SIZE	ZONE	PALLET
7 52289 79001 0	1 CF	WEST / EAST	75 BAGS

### NEW GARDENS

- Till a 3-6 inch (7.5-15 cm) layer of Original Planting Mix to a depth of 8-12 inches (20-30 cm)
- Water thoroughly after planting
- For best results, feed your plants with FoxFarm fertilizer products during growth and bloom seasons

### RAISED BEDS

- Amend existing soil with composted organic matter
- Fill the top 8-12 inches (20-30 cm) of garden bed with Original Planting Mix

### ESTABLISHED GARDENS

- Top dress a 3-inch (7.5 cm) layer of Original Planting Mix around existing plants and carefully work into the soil

### TREES, SHRUBS AND ROSES

- Dig a hole 2-3 times the size of the root ball
- Layer Original Planting Mix at the bottom of the new hole
- Center transplant in the hole at correct height
- Pack remaining space around plant with Original Planting Mix. Water thoroughly
- Use FoxFarm fertilizers and liquid plant food concentrates in conjunction with our soil mixes



# LIGHT WARRIOR® SEED STARTER®

- ◆ Designed for Seed Germination, Cuttings and Plant Starts
- ◆ Formulated for Customized Feeding Schedules
- ◆ Contains Custom Blend of Soil Microbes

Light Warrior® Seed Starter is designed to promote an environment beneficial to seed germination and root development.

Light Warrior® Seed Starter includes soil microbes that can help enhance root efficiency and encourage nutrient uptake.

We also include earthworm castings, a great source of nutrients for seedlings and small plants. Use Light Warrior® Seed Starter for seed germination, cuttings and new plant starts for both indoor and outdoor cultivation.



ITEM	SIZE	ZONE	PALLET
7 52289 79009 6	1 CF	WEST / EAST	75 BAGS

### PLANTING FROM SEEDS

- Plant seeds in Light Warrior® according to seed manufacturer's recommendations
- Water thoroughly and place near a light source
- For best results, maintain an ambient temperature of 68-75° F (20-24° C)
- Begin feeding with Big Bloom® within 5 days
- Once seeds are germinated, begin feeding with Grow Big®
- When sprouts are fully rooted, transplant from Light Warrior® into your preferred FoxFarm potting soil

### CUTTINGS AND PLANT STARTS

- Place cuttings or plant starts in Light Warrior®
- Water thoroughly and place near a light source
- Begin feeding with Big Bloom® within 5 days
- During the second week of growth use Grow Big®
- Once plants are thoroughly rooted, transplant into your preferred FoxFarm potting soil

### HOUSEPLANTS

- For an exceptionally light and well aerated blend, mix Light Warrior® 50/50 with Ocean Forest® or Happy Frog® Potting Soil. Feed regularly with Grow Big®



# BIG & CHUNKY<sup>®</sup>

## No. 5 PERLITE<sup>®</sup>

- ◆ Helps Improve Drainage in Container Plantings
- ◆ Ideal as a Hydroponic Grow Medium
- ◆ Helps to Keep Roots Oxygenated

FoxFarm's Big & Chunky<sup>®</sup> Perlite can help enhance aeration in container plantings. Use it with our Ocean Forest<sup>®</sup> or Happy Frog<sup>®</sup> Potting Soil to help improve drainage and keep roots oxygenated. Use Big & Chunky<sup>®</sup> Perlite as a stand-alone hydro grow medium or combine it with our Light Warrior<sup>®</sup> Agro-Ponic<sup>®</sup> Seed Starter for your cuttings and seedlings.



ITEM	SIZE	ZONE	PALLET
7 52289 41104 5	4 CF	WEST / EAST	30 BAGS

### CONTAINERS

- Cover drain holes with small rocks or shards of broken pottery
- Spread Big & Chunky<sup>®</sup> Perlite in a 1-inch (2.5 cm) layer along the bottom of the pot
- Mix one part Big & Chunky<sup>®</sup> Perlite with four parts potting soil
- Fill container with mixture to 1 inch (2.5 cm) from top edge
- Water thoroughly and allow mixture to settle before planting

### HYDROPONIC SYSTEMS

- Fill container with Big & Chunky<sup>®</sup> Perlite
- Position plant at the proper height so that the root system is fully supported

### GERMINATION & CLONING

- Mix one part Big & Chunky<sup>®</sup> Perlite with two parts Light Warrior<sup>®</sup>





# BIG BLOOM<sup>®</sup>

## LIQUID PLANT FOOD<sup>®</sup>



### FOR ORGANIC GARDENING

- ◆ Designed for Use During All Stages of Plant Growth
- ◆ Contains Earthworm Castings and Bat Guano
- ◆ Formulated for Immediate Nutrient Uptake

FoxFarm Big Bloom<sup>®</sup> is a carefully selected blend of fertilizers formulated to support multiple blooms and seed formations. This liquid plant food supplies nutrients that your plants can access immediately.

Big Bloom<sup>®</sup> contains bat guano and earthworm castings. Bat guano has been used for centuries as a fertilizer for all kinds of plants. Combined with earthworm castings they create a nutrient-rich mix that can help your plants thrive.



ITEM	SIZE	CASE	PALLET
7 52289 79310 3	PINT	12	120 CASES
7 52289 79010 2	QUART	12	48 CASES
7 52289 79090 4	GALLON	4	45 CASES
7 52289 79091 1	2.5 GALLON	2	36 CASES
7 52289 79092 8	5 GALLON	-	36 JUGS
7 52289 80211 9	15 GALLON	-	9 BARRELS
7 52289 80215 7	55 GALLON	-	4 BARRELS
7 52289 80216 4	250 GALLON	-	1 TOTE

**HOW TO USE:** For best results use with FoxFarm fertilizers. Big Bloom<sup>®</sup> is gentle enough to use throughout all stages of plant growth. Add to your watering container or use with a no-clog hose end sprayer, siphon mixer, or through drip irrigation. Always adjust fertilization rates to plant response.

GENERAL FEEDING	HEAVY FEEDING	SUPPLEMENTAL FOLIAR FEEDING	SEEDLINGS & TRANSPLANTING
- 4 tablespoons (60 mL) per gallon (4 L) of water every other watering	- 1/2 cup (120 mL) per gallon (4 L) of water once per week	- 1 tablespoon (15 mL) per gallon (4 L) of water once per week during early stages of plant growth - Do not apply while plants are in direct light	- 1 tablespoon (15 mL) per gallon (4 L) of water every other watering



# GROW BIG<sup>®</sup>

LIQUID PLANT FOOD

## SOIL FORMULA

- ◆ Supports Lush Vegetative Growth
- ◆ Formulated for Immediate Nutrient Uptake
- ◆ For Roses, Tomatoes, Veggies and Houseplants

Get the garden growing with Grow Big<sup>®</sup>, a liquid concentrate fertilizer formulated for lush vegetative growth. Grow Big<sup>®</sup> contains earthworm castings, essential micronutrients and a blend of mineral fertilizers. Our special brew is designed to enhance plant size and structure, allowing for more abundant fruit, flower and bud development.



ITEM	SIZE	CASE	PALLET
7 52289 79320 2	PINT	12	120 CASES
7 52289 79020 1	QUART	12	48 CASES
7 52289 79030 0	GALLON	4	45 CASES
7 52289 79031 7	2.5 GALLON	2	36 CASES
7 52289 79033 1	5 GALLON	-	36 JUGS
7 52289 80212 6	15 GALLON	-	9 BARRELS
7 52289 80217 1	55 GALLON	-	4 BARRELS
7 52289 80218 8	250 GALLON	-	1 TOTE

**HOW TO USE:** Begin application within two weeks of sprouting or transplanting. Give plants a jump start with foliar feeding. When plants have reached their peak of vegetative growth and are starting to show first signs of flowering switch to one of FoxFarm's blooming fertilizers. For best results refer to the FoxFarm Feeding Schedule.

GENERAL FEEDING	HEAVY FEEDING	FOLIAR FEEDING	HOSE END SPRAYER
- 2-3 teaspoons (10-15 mL) per gallon (4 L) of water every other watering	- 4 teaspoons (20 mL) per gallon (4 L) of water every other watering	- 1/2 teaspoon (2.5 mL) per gallon (4 L) - Use a pump sprayer and apply to both sides of leaves - Do not apply while plants are in direct light	- Fill sprayer with concentrate - Do not dilute - Follow manufacturer's instructions for recommended application rates



# GROW BIG<sup>®</sup> HYDROPONIC<sup>®</sup>

LIQUID PLANT FOOD

## HYDROPONIC FORMULA

- ◆ Supports Lush Vegetative Growth in Hydroponic Systems
- ◆ Formulated for Immediate Nutrient Uptake
- ◆ Liquid Concentrate Fertilizer With Micronutrients

Grow Big<sup>®</sup> Hydroponic Liquid Plant Food is a liquid concentrate fertilizer specifically formulated for hydroponic use.

Grow Big<sup>®</sup> Hydroponic contains earthworm castings, essential micronutrients, and a blend of mineral fertilizers to support vigorous vegetative growth. Our special brew is designed to enhance plant size and structure, allowing for more abundant fruit, flower and bud development.



ITEM	SIZE	CASE	PALLET
7 52289 79321 9	PINT	12	120 CASES
7 52289 79021 8	QUART	12	48 CASES
7 52289 79023 2	GALLON	4	45 CASES
7 52289 79024 9	2.5 GALLON	2	36 CASES
7 52289 79025 6	5 GALLON	-	36 JUGS

**HOW TO USE:** Use a conductivity or ppm meter to monitor water quality and control nutrient strength. Maintain nutrient solution pH levels between 5.8 and 6.3. Check pH regularly as water quality can vary. Measure accurately, always adjust fertilization rates to plant response.

GENERAL FEEDING	HEAVY FEEDING	SUPPLEMENTAL FOLIAR FEEDING
-2 teaspoons (10 mL) per gallon (4 L) of water with every reservoir change	-3 teaspoons (15 mL) per gallon (4 L) of water with every reservoir change	-1/2 teaspoon (2.5 mL) per gallon (4 L) of water every other week. Do not apply while plants are in direct light



# TIGER BLOOM®

## VICIOUS BLOOMER

### LIQUID PLANT FOOD

- ◆ Designed for Buds and Blooms
- ◆ For Soil and Hydroponic Systems
- ◆ Formulated for Immediate Nutrient Uptake

Tiger Bloom® is a phosphorus fertilizer that also contains a good supply of nitrogen to support vigorous growth. It is formulated with a low pH to maintain stability in storage and keep micronutrients available.

Tiger Bloom® can be used for both hydroponic and soil applications. Tiger Bloom® is designed to encourage abundant fruit, flower and multiple bud development. Use Tiger Bloom® at the first signs of flowering through harvest.



ITEM	SIZE	CASE	PALLET
7 52289 79322 6	PINT	12	120 CASES
7 52289 79022 5	QUART	12	48 CASES
7 52289 79032 4	GALLON	4	45 CASES
7 52289 79034 8	2.5 GALLON	2	36 CASES
7 52289 79035 5	5 GALLON	—	36 JUGS
7 52289 80214 0	15 GALLON	—	9 BARRELS
7 52289 80219 5	55 GALLON	—	4 BARRELS
7 52289 80220 1	250 GALLON	—	1 TOTE

**HOW TO USE:** Raise the pH of your nutrient solution to the desired level of between 5.8 and 6.3 to optimize nutrient availability. Add a pH up adjuster as needed. For **HYDROPONIC SYSTEMS** use a conductivity or ppm meter to monitor water quality and control nutrient strength.

GENERAL FEEDING	HEAVY FEEDING	RECIRCULATING SYSTEMS	SUPPLEMENTAL FOLIAR FEEDING
– 2-3 teaspoons (10-15 mL) per gallon (4 L) of water every other watering	– 4 teaspoons (20 mL) per gallon (4 L) of water every other watering	– 2 teaspoons (10 mL) per gallon (4 L) of water with every reservoir change – Use 3 teaspoons (15 mL) for heavy feeding	– 1/2 teaspoon (2.5 mL) per gallon (4 L) of water every other week – Do not apply under direct light or during heat of the day



# TRIO PACKS

## LIQUID PLANT FOOD

**KEEP THE FAMILY TOGETHER!**

### SOIL NUTRIENTS

Use Big Bloom®, Grow Big® and Tiger Bloom® together and Bring Your Plants to Life!® This 3-pack of liquid concentrate fertilizers is a complete nutrition program. Designed to work together to support vigorous growth, multiple bud development and abundant fruit.

**For best results refer to the FoxFarm Feeding Schedule.**

ITEM	SIZE	CASE	PALLET
7 52289 79100 0	3 X 1 QT	4	48 CASES



### HYDROPONIC NUTRIENTS

Use Big Bloom®, Grow Big® Hydroponic and Tiger Bloom® together as a 3-pack of liquid concentrate fertilizers formulated for hydroponic applications. Grow Big® Hydroponic contains less ammoniacal nitrogen than our soil formula, reducing the risk of burning your plants. Designed to work together to support vigorous growth, multiple bud development and abundant fruit.

**For best results refer to the FoxFarm Feeding Schedule.**

ITEM	SIZE	CASE	PALLET
7 52289 79200 7	3 X 1 QT	4	48 CASES



# DIRTY DOZEN<sup>®</sup>

## STARTER PACK

**9 PINT LIQUIDS & THREE 6 OZ SOLUBLES**

Open Sesame<sup>®</sup>, Beastie Bloomz<sup>®</sup>, Cha Ching<sup>®</sup>, Big Bloom<sup>®</sup>, Grow Big<sup>®</sup> Soil, Tiger Bloom<sup>®</sup>, Kangaroots<sup>®</sup>, Microbe Brew<sup>®</sup>, SledgeHammer<sup>®</sup>, Flowers Kiss<sup>®</sup>, Boomerang<sup>®</sup>, Bembé<sup>®</sup>



ITEM	WEIGHT	CASE	PALLET
7 52289 30120 9	14 LB	2	48 CASES



# BUSH DOCTOR®

## Kelp Me Kelp You® SEAWEED PLANT FOOD



- ◆ For Organic Gardening
- ◆ Seaweed Plant Food for Gardens, Drip Irrigation and Hydroponic Systems
- ◆ Formulated for Immediate Nutrient Uptake

Kelp grows higher than even some of the Earth's trees. The teeming aquatic life that flourishes in a kelp bed has just as much diversity as that of a rainforest.

Bush Doctor® Kelp Me Kelp You® harnesses the nourishing qualities of kelp in a liquid root drench for organic gardens, drip irrigation and hydroponic systems.



ITEM	SIZE	CASE	PALLET
7 52289 79420 9	PINT	12	120 CASES
7 52289 79120 8	QUART	12	48 CASES
7 52289 79121 5	GALLON	4	45 CASES

SYSTEM	IN-GROUND GARDENS & CONTAINER PLANTINGS	HYDROPONIC RECIRCULATING SYSTEMS
HOW MUCH	- Mix 1 to 2 teaspoons (5 to 10 mL) per gallon (4 L) of fresh water	- Mix 1 to 2 teaspoons (5 to 10 mL) per gallon (4 L) of fresh reservoir water
HOW TO USE	- Drench soil thoroughly - Apply every other week throughout the vegetative cycle until the first sign of bud development	- Flush system every two weeks - Use in conjunction with FoxFarm fertilizers for best results



# BUSH DOCTOR

## Wholly Mackerel FISH PLANT FOOD



- ◆ For Organic Gardening
- ◆ Supports Vigorous Growth
- ◆ Formulated for Immediate Nutrient Uptake

Beneath the ocean dwells the Goddess of the Sea; she knows the secret to lush, rich plant growth. In the Cycle of Life, she offers nourishment in the form of fish.

Wholly Mackerel® is a liquid fish plant food that supports vigorous growth for young seedlings and transplants.



ITEM	SIZE	CASE	PALLET
7 52289 79430 8	PINT	12	120 CASES
7 52289 79130 7	QUART	12	48 CASES
7 52289 79131 4	GALLON	4	45 CASES

SYSTEM	IN-GROUND GARDENS & CONTAINER PLANTINGS
HOW MUCH	–Mix 1 tablespoon (15 mL) per gallon (4 L) of fresh water
HOW TO USE	–Drench soil thoroughly –Apply every other week throughout the vegetative cycle until early fruiting





# BUSH DOCTOR<sup>®</sup>

## BOOMERANG<sup>®</sup> COME BACK FORMULA

- ◆ Helps Plants Bounce Back and Thrive!
- ◆ Microbial-Based Formula Helps Support the Root Zone
- ◆ Formulated for Immediate Nutrient Uptake

Even Mother Nature needs a little help sometimes! Boomerang<sup>®</sup> will lend a hand when the stresses of temperature fluctuations, unintentional neglect and mineral salts knock your beauties down for the count. The soil microbes in Boomerang<sup>®</sup> help support the root zone. Boomerang<sup>®</sup> can also be used as a vegetative supplement. It contains solubilized nutrition that is immediately available to plants. Boomerang<sup>®</sup> is the “Comeback Formula” that gives your plants a fighting chance.



ITEM	SIZE	CASE	PALLET
7 52289 79385 1	PINT	12	120 CASES
7 52289 79085 0	QUART	12	48 CASES
7 52289 79086 7	GALLON	4	45 CASES

SYSTEM	IN-GROUND GARDENS & CONTAINER PLANTINGS	HYDROPONIC RECIRCULATING SYSTEMS
HOW MUCH	– Mix 2 to 4 teaspoons (10 to 20 mL) per gallon (4 L) of fresh water	– Mix 1 tablespoon (15 mL) per gallon (4 L) of fresh reservoir water
HOW TO USE	– Repeat weekly until your plants bounce back – Once your plants show signs of rejuvenation continue with your preferred feeding schedule	– Empty reservoir and fill with fresh water. Add Boomerang <sup>®</sup> . Do not add any other fertilizers for 2 to 3 days. When plants show signs of rejuvenation, flush reservoir. Reintroduce a full nutrient feeding schedule at reduced doses. Always adjust fertilizer rates based on plant response.



# BUSH DOCTOR<sup>®</sup>

## MICROBE BREW<sup>®</sup> PLANT FOOD WITH MICROBES

- ◆ Microbial Inoculant Supports the Root Zone
- ◆ Encourages Microbial Colonization
- ◆ Formulated for Immediate Nutrient Uptake

Bush Doctor<sup>®</sup> Microbe Brew<sup>®</sup> is a complex blend of ingredients specially formulated to help plants achieve enhanced root efficiency and nutrient uptake. Satisfy your plants' thirst by giving them the nutritional cocktail they deserve.

### Prepare Your Plants To PERFORM!

ITEM	SIZE	CASE	PALLET
7 52289 79371 4	PINT	12	120 CASES
7 52289 79071 3	QUART	12	48 CASES
7 52289 79072 0	GALLON	4	45 CASES



SYSTEM	IN-GROUND GARDENS & CONTAINER PLANTINGS	HYDROPONIC RECIRCULATING SYSTEMS
HOW MUCH	– Mix 2 teaspoons (10 mL) per gallon (4 L) of fresh water	– Mix 1/2 teaspoon (2.5 mL) per gallon (4 L) of fresh reservoir water
HOW TO USE	– Drench soil thoroughly – Apply every other week throughout the vegetative and blooming cycles until harvest	– Use in conjunction with FoxFarm fertilizers or any nutrient regimen – Flush system every two weeks



# BUSH DOCTOR<sup>®</sup>

## KANGAROO<sup>®</sup> ROOT DRENCH

- ◆ Designed to Enhance Root Efficiency in the Rhizosphere
- ◆ Formulated for Immediate Nutrient Uptake
- ◆ Contains Custom Blend of Soil Microbes

Bush Doctor<sup>®</sup> Kangaroots<sup>®</sup> is a liquid root drench formulation for use on in-ground plantings, container gardens and hydroponic systems. Use Bush Doctor<sup>®</sup> Kangaroots<sup>®</sup> on seedlings and mature plants throughout the growing season. When used as directed, Bush Doctor<sup>®</sup> Kangaroots<sup>®</sup> may enhance root efficiency and water absorption.

Kangaroots<sup>®</sup> is formulated for use on fruits, flowers, vegetables, trees and shrubs.



ITEM	SIZE	CASE	PALLET
7 52289 79376 9	PINT	12	120 CASES
7 52289 79076 8	QUART	12	48 CASES
7 52289 79077 5	GALLON	4	45 CASES

SYSTEM	IN-GROUND GARDENS & CONTAINER PLANTINGS	HYDROPONIC RECIRCULATING SYSTEMS
HOW MUCH	– Mix 2 teaspoons (10 mL) per gallon (4 L) of fresh water	– Mix 1/2 teaspoon (2.5 mL) per gallon (4 L) of fresh reservoir water
HOW TO USE	– Drench soil or preferred medium thoroughly – Apply every other week throughout the vegetative and blooming cycles, particularly during the earlier stages of plant development	– Use in conjunction with FoxFarm fertilizers or any nutrient regimen – Flush system every two weeks



# BUSH DOCTOR<sup>®</sup>

## SLEDGE HAMMER<sup>®</sup> NUTRIENT RINSE



- ◆ Designed to Remove Mineral Salt Buildup
- ◆ Acts as a Wetting Agent In Grow Medium
- ◆ Breaks Surface Tension for Water Movement

Bush Doctor<sup>®</sup> SledgeHammer<sup>®</sup> encourages water movement through soil and soilless media. High fertilizer use can compromise plant growth over time due to concentrated mineral salt deposits.

SledgeHammer<sup>®</sup> is a unique rinse formula designed to remove excess fertilizer buildup, which may relieve nutrient lockout. Derived from Yucca plant extract.

Use in established gardens, container plantings and hydroponic systems. Bush Doctor<sup>®</sup> SledgeHammer<sup>®</sup> is easy to use. There is no pretreatment and no need to stop feeding.



ITEM	SIZE	CASE	PALLET
7 52289 79380 6	PINT	12	120 CASES
7 52289 79080 5	QUART	12	48 CASES
7 52289 79081 2	GALLON	4	45 CASES

SYSTEM	IN-GROUND GARDENS & CONTAINER PLANTINGS	HYDROPONIC RECIRCULATING SYSTEMS	FLUSH
HOW MUCH	– Mix 2 teaspoons (10 mL) per gallon (4 L) of fresh water	– Mix 2 drops per gallon (4 L) of fresh reservoir water	– Mix 1/2 tsp (2.5 mL) per gallon (4 L) of fresh reservoir water
HOW TO USE	– Drench soil or preferred medium thoroughly. Apply every 3-4 weeks until harvest	– Combine with fertilizers during weekly feeding schedules – Kick it through your system once with every reservoir change	– Perform a complete system flush every two weeks – Cycle system for 1 hour and change reservoir water



# BUSH DOCTOR



## LIQUID IRON MICRO-NUTRIENT



- ◆ Supplement for Iron Deficiency
- ◆ 5% Iron Micronutrient
- ◆ Iron Supports Energy Production and Green Up

### Prepare Your Plants To PERFORM!

Give your plants a shot at greatness with BUSH DOCTOR® LIQUID IRON! Iron is essential to plant growth, playing a vital role in green up, energy production and nitrogen fixation.

BUSH DOCTOR® LIQUID IRON is like a nutritional supplement for your plants, giving them a source of iron when they need it most. You wouldn't train for a marathon without taking a nutritional supplement, would you? For use on trees, shrubs, citrus and roses.

ITEM	SIZE	CASE	PALLET
7 52289 52004 4	PINT	12	120 CASES
7 52289 52005 1	QUART	12	48 CASES
7 52289 52006 8	GALLON	4	45 CASES

### HOW TO USE

Mix 1/4 to 1/2 tsp (1.25 to 2.5 mL) per gallon (4 L) of water. Use at first signs of deficiency and repeat every other week until deficiency is corrected.

Maintain a pH range of 5.6 – 6.8. A pH outside this range can impact iron availability.





# BUSH DOCTOR



## MANGANESE MICRO-NUTRIENT



- ◆ Supplement for Manganese Deficiency
- ◆ Contains 5% Manganese
- ◆ Manganese Helps Plants Hold Their Own Against Environmental Stresses

You probably think you've covered all your bases: your NPK is on point, your pH is dialed in and there isn't a pest in sight. Sounds good, but did you know that plants without Manganese can suffer?

This important micronutrient plays a valuable role in photosynthesis and helps plants hold their own against environmental stresses.

### Prepare Your Plants To PERFORM!

ITEM	SIZE	CASE	PALLET
7 52289 52001 3	PINT	12	120 CASES
7 52289 52002 0	QUART	12	48 CASES
7 52289 52003 7	GALLON	4	45 CASES

#### HOW TO USE

Mix 1/4 to 1/2 tsp (1.25 to 2.5 mL) per gallon (4 L) of water. Use at first signs of deficiency and repeat every other week until deficiency is corrected.

Maintain a pH range of 5.6 – 6.8. A pH outside this range can impact manganese availability.





# BUSH DOCTOR



## Cal-Mag



### MACRO-NUTRIENT

- ◆ Supplement for Calcium and Magnesium Deficiency
- ◆ Calcium and Magnesium Help Prevent Blossom End Rot and Tip Burn

Nobody likes blossom end rot or tip burn. That's why FoxFarm brings you Bush Doctor® Cal-Mag. Calcium and magnesium help strengthen cell walls and aid in fruit development, helping you avoid the costly and frustrating deficiencies that cause these problems. OMRI Listed® and CDFA Registered for Organic Gardening.

#### Prepare Your Plants To PERFORM!

ITEM	SIZE	CASE	PALLET
7 52289 52007 5	PINT	12	120 CASES
7 52289 52008 2	QUART	12	48 CASES
7 52289 52009 9	GALLON	4	45 CASES

#### HOW TO USE

Mix 1 tsp (5 mL) per gallon (4 L) of water. Begin use just before bud development. Continue use as needed, not more than once per week.

Maintain a pH range of 5.6 – 6.8. A pH outside this range can impact the availability of calcium and magnesium.



3% Calcium (Ca)  
0.9% Magnesium (Mg)



# BUSH DOCTOR

## BEMBÉ

### SWEET & DANDY

- ◆ Designed to Help Plants Achieve Enhanced Sweetness Qualities
- ◆ Contains a Complex Array of Sugars and Nutrients
- ◆ Provides a Food Source for Soil Microbes

From the deepest jungles of the African Congo comes the word “Bembé” which means Sweet Offering. This is a delicious treat for your plants that is extraordinarily fragrant and colorful.

Bembé® Sweet & Dandy® is a liquid concentrate that is precisely designed with a complex array of sugars and nutrients. When used as directed, Bembé® can help plants achieve enhanced sweetness qualities, while providing a food source for the microbial populations at the root zone.

This sweet elixir incorporates earthworm castings, bat guano and molasses. Rock phosphate helps transfer energy into bigger buds and flowers.

ITEM	SIZE	CASE	PALLET
7 52289 79405 6	PINT	12	120 CASES
7 52289 79105 5	QUART	12	48 CASES
7 52289 79106 2	GALLON	4	45 CASES



SYSTEM	IN-GROUND GARDENS & CONTAINER PLANTINGS	HYDROPONIC RECIRCULATING SYSTEMS
HOW MUCH	– Mix 1 tablespoon (15 mL) per gallon (4 L) of fresh water	– Mix 1/2 teaspoon (2.5 mL) per gallon (4 L) of fresh reservoir water
HOW TO USE	<ul style="list-style-type: none"> <li>– Begin use once buds have appeared</li> <li>– Apply every other week until harvest</li> <li>– Drench soil thoroughly</li> </ul>	<ul style="list-style-type: none"> <li>– Begin application once first buds have appeared</li> <li>– Use in conjunction with FoxFarm fertilizers or any nutrient regimen</li> <li>– Flush system every two weeks</li> </ul>





# Cultivation Nation<sup>®</sup>

## Cal-Mag MACRO-NUTRIENT

- ◆ Supplement for Calcium and Magnesium Deficiency
- ◆ Calcium and Magnesium Help Prevent Blossom End Rot and Tip Burn

Cultivation Nation<sup>®</sup> Cal-Mag is a supplement for use during fruiting and flowering to address deficiency problems that can occur in hydroponic, soil, and both small and large-scale growing environments.

### Prepare Your Plants To PERFORM!

ITEM	SIZE	CASE	PALLET
7 52289 27031 4	PINT	12	120 CASES
7 52289 27032 1	QUART	12	48 CASES
7 52289 27033 8	GALLON	4	45 CASES
7 52289 27034 5	2.5 GALLON	2	36 CASES
7 52289 27035 2	5 GALLON	-	36 JUGS
7 52289 27036 9	15 GALLON	-	9 BARRELS
7 52289 27037 6	55 GALLON	-	4 BARRELS
7 52289 27038 3	250 GALLON	-	1 TOTE

### HOW TO USE

Mix 1 Tbsp (15 mL) per gallon (4 L) of water. Begin use just before bud development. Continue use as needed, not more than once per week.

Maintain a pH range of 5.6 – 6.8. A pH outside this range can affect the availability of calcium and magnesium.



3% Calcium (Ca)  
1% Magnesium (Mg)



# Cultivation Nation®

## pH UP

### RAISES NUTRIENT SOLUTION pH

- ◆ Formulated With Potassium Hydroxide
- ◆ For Use in Both Soil and Hydroponic Environments

It's time to get on UP! Our Cultivation Nation® pH UP uses the power of potassium hydroxide to raise the pH of your nutrient solution in both soil and hydroponic environments.

#### HOW TO USE

Cultivation Nation® pH UP raises the pH of nutrient solutions. An ideal pH range for growing plants is 5.6 – 6.8.

Take a pH reading of the nutrient solution. Based on your pH reading, adjust the pH by adding small amounts of pH UP at a time, testing for pH again after each application. Continue until the desired pH is reached.

CAUTION: Contains potassium hydroxide. Only add pH UP directly to water or nutrient solution. See product label for detailed precautionary and first aid information.



ITEM	SIZE	CASE	PALLET
7 52289 27010 9	PINT	12	120 CASES
7 52289 27011 6	QUART	12	48 CASES



# Cultivation Nation<sup>®</sup>

## pH DOWN

LOWERS NUTRIENT SOLUTION PH

- ◆ Formulated With Citric Acid
- ◆ For Use in Both Soil and Hydroponic Environments

It's time to get DOWN! Our Cultivation Nation<sup>®</sup> pH DOWN utilizes citric acid to lower the pH of your nutrient solution in both soil and hydroponic environments.

### HOW TO USE

Cultivation Nation<sup>®</sup> pH DOWN lowers the pH of nutrient solutions. An ideal pH range for growing plants is 5.6 – 6.8.

Take a pH reading of the nutrient solution. Based on your pH reading, adjust the pH by adding small amounts of pH DOWN at a time, testing for pH again after each application. Continue until the desired pH is reached.

**CAUTION:** Only add pH DOWN directly to water or nutrient solution. See product label for detailed precautionary and first aid information.

ITEM	SIZE	CASE	PALLET
7 52289 27013 0	PINT	12	120 CASES
7 52289 27014 7	QUART	12	48 CASES
7 52289 27015 4	GALLON	4	45 CASES





# FOX FARM

SOIL & FERTILIZER COMPANY

*Cultivation Nation*

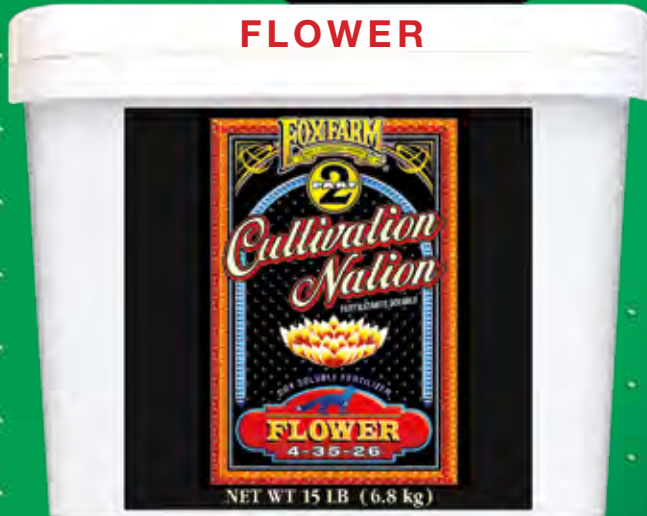

**PART 2**

**SOLUBLE FERTILIZER PROGRAM**



**VEGGIE**

**FLOWER**



## SOIL DIRECTIONS

PLANT SIZE	RATE	FREQUENCY
Small plants and light feeders	Sprinkle 1/4-1/2 tsp (1-2 g) lightly onto soil around plant to the edge of leaf canopy. OR - Mix 1/8-1/4 cup (24-48 g) per 100 gallons (380 L) of fresh water and apply to the soil.	Once per week during the vegetative growth cycle. Be careful to avoid oversaturation of soil with liquid fertilizer solution, especially when using a drip irrigation system. Keep dry fertilizer away from stems and leaves.
Large, established plants and heavy feeders	Sprinkle 1-2 tsp (4-8 g) lightly onto soil around plant to the edge of leaf canopy. OR - Mix 1/2-1 cup (96-192 g) per 100 gallons (380 L) of fresh water and apply to the soil.	

PLANT SIZE	RATE	FREQUENCY
Small plants and light feeders	Sprinkle 1 tsp (5 g) lightly onto soil around plant to the edge of leaf canopy. - OR - Mix 1/4 to 1/2 cup (60-120 g) per 100 gallons (380 L) of fresh water and apply to the soil.	Once per week in the middle to late stages of the fruiting and flowering cycle through harvest. Keep dry fertilizer away from stems and leaves.
Large, established plants and heavy feeders	Sprinkle 2 tsp (10 g) lightly onto soil around plant to the edge of leaf canopy. - OR - Mix 1 cup (240 g) per 100 gallons (380 L) of fresh water and apply to the soil.	

VEGGIE	SIZE	CASE	PALLET
7 52289 26062 9	1 LB	12	75 CASES
7 52289 26010 0	15 LB	-	120 PAILS
7 52289 26011 7	50 LB	-	40 BAGS

FLOWER	SIZE	CASE	PALLET
7 52289 26063 6	1 LB	12	75 CASES
7 52289 26012 4	15 LB	-	120 PAILS
7 52289 26013 1	50 LB	-	40 BAGS



*Cultivation Nation*®



**LIQUID FERTILIZER PROGRAM**



**STAND-ALONE FEEDING**

Seedlings use 1/2 tsp (2.5 mL) per gallon (4 L) of water once per week. Established plants use 3 tsp (15 mL) per gallon (4 L) of water once per week during the vegetative cycle.

Established plants use 1-2 tsp (5-10 mL) per gallon (4 L) of water once per week during the vegetative cycle and 1-2 tsp (5-10 mL) per gallon (4 L) of water every other week during the flowering cycle.

Use 2-2.5 tsp (10-12.5 mL) per gallon (4 L) of water once per week at the first signs of bud development through harvest.

GROW	SIZE	CASE	PALLET
7 52289 26017 9	PINT	12	120 CASES
7 52289 26018 6	QUART	12	48 CASES
7 52289 26019 3	GALLON	4	45 CASES
7 52289 26020 9	2.5 GAL	2	36 CASES
7 52289 26014 8	5 GAL	-	36 JUGS
7 52289 26001 8	15 GAL	-	9 BARRELS
7 52289 26002 5	55 GAL	-	4 BARRELS
7 52289 26003 2	250 GAL	-	1 TOTE

MICRO	SIZE	CASE	PALLET
7 52289 26021 6	PINT	12	120 CASES
7 52289 26022 3	QUART	12	48 CASES
7 52289 26023 0	GALLON	4	45 CASES
7 52289 26024 7	2.5 GAL	2	36 CASES
7 52289 26015 5	5 GAL	-	36 JUGS
7 52289 26004 9	15 GAL	-	9 BARRELS
7 52289 26005 6	55 GAL	-	4 BARRELS
7 52289 26006 3	250 GAL	-	1 TOTE

BLOOM	SIZE	CASE	PALLET
7 52289 26025 4	PINT	12	120 CASES
7 52289 26026 1	QUART	12	48 CASES
7 52289 26027 8	GALLON	4	45 CASES
7 52289 26028 5	2.5 GAL	2	36 CASES
7 52289 26016 2	5 GAL	-	36 JUGS
7 52289 26007 0	15 GAL	-	9 BARRELS
7 52289 26008 7	55 GAL	-	4 BARRELS
7 52289 26009 4	250 GAL	-	1 TOTE



# COMMERCIAL -SIZES-

IN THE SPIRIT OF THE HUMBOLDT NATION™



SOIL TOTES: 27 CF / 55 CF

DRY FERTILIZERS: 15 LB / 50 LB

LIQUID FERTILIZERS: 15 GL / 55 GL / 250 GL

CUSTOMER SERVICE // 800-436-9327 // M - F 8:30AM - 5PM (PST)



# OPEN SESAME®

SOLUBLE PLANT FOOD

## EARLY FLOWERING STAGE

- ◆ Supports Vigorous Flowering and Bud Development
- ◆ Soluble Formula Dilutes Easily in Water
- ◆ Use Alone or With Other Nutrients

Open Sesame® is a blend of nutrients specifically designed for use during the transition from the vegetative cycle to the middle weeks of flowering. For use in soilless mixes, soils, hydroponics and aeroponic systems.



ITEM	SIZE	CASE	PALLET
7 52289 20153 0	6 OZ	24	96 CASES
7 52289 20163 9	1 LB	12	75 CASES
7 52289 20173 8	2 LB	12	55 CASES
7 52289 20174 5	15 LB	-	120 PAILS

**USE AT THE FIRST SIGN OF BUDS THROUGH MIDDLE WEEKS OF THE FLOWERING CYCLE**

SYSTEM	HYDROPONIC	SOIL
<b>STAND ALONE USE</b>	- 1 tsp (6 g) per gallon (4 L) of water in reservoir - Flush every two weeks	- 1/2 to 1 tsp (3 - 6 g) per gallon (4 L) of water - Feed once per week
<b>COMBINED WITH OTHER NUTRIENTS</b>	- 1/4 to 1/2 tsp (1.5 - 3 g) per gallon (4 L) of water in reservoir	- 1/4 to 1/2 tsp (1.5 - 3 g) per gallon (4 L) of water - Feed once per week

Always fill your reservoir with fresh water. Add Open Sesame® to the final volume of water and mix thoroughly. Do not mix solubles together in dry form. Do not use as a foliar spray. Always adjust fertilizer dosage to plant response.



# BEASTIE BLOOMZ<sup>®</sup>

SOLUBLE PLANT FOOD

## MID-FLOWERING STAGE

- ◆ Supports Blossom Development
- ◆ Soluble Formula Dilutes Easily in Water
- ◆ Customized Micronutrient Package

Beastie Bloomz<sup>®</sup> is a blend of nutrients specially formulated for use during mid to late flowering to support blossom development. For use in soilless mixes, soils, hydroponics and aeroponic systems.



ITEM	SIZE	CASE	PALLET
7 52289 50131 9	6 OZ	24	96 CASES
7 52289 50141 8	1 LB	12	75 CASES
7 52289 50151 7	2 LB	12	55 CASES
7 52289 50161 6	15 LB	—	120 PAILS

**USE DURING THE MIDDLE TO LATE WEEKS OF THE PLANT'S FLOWERING CYCLE**

SYSTEM	HYDROPONIC	SOIL
<b>STAND ALONE USE</b>	<ul style="list-style-type: none"> <li>– 1 tsp (6 g) per gallon (4 L) of water in reservoir</li> <li>– Flush every two weeks</li> </ul>	<ul style="list-style-type: none"> <li>– 1/2 to 1 tsp (3–6 g) per gallon (4 L) of water</li> <li>– Feed once per week</li> </ul>
<b>COMBINED WITH OTHER NUTRIENTS</b>	<ul style="list-style-type: none"> <li>– 1/4 to 1/2 tsp (1.5–3 g) per gallon (4 L) of water in reservoir</li> </ul>	<ul style="list-style-type: none"> <li>– 1/4 to 1/2 tsp (1.5–3 g) per gallon (4 L) of water</li> <li>– Feed once per week</li> </ul>

Always fill your reservoir with fresh water. Add Beastie Bloomz<sup>®</sup> to the final volume of water and mix thoroughly. Do not mix solubles together in dry form. Do not use as a foliar spray. Always adjust fertilizer dosage to plant response.





# CHA CHING®

SOLUBLE PLANT FOOD

## LATE FLOWERING THROUGH HARVEST

- ◆ Designed for Late Stage Fruiting
- ◆ Formulated for Immediate Nutrient Uptake
- ◆ Soluble Formula Dilutes Easily in Water

Cha Ching® is a blend of nutrients specifically formulated for use during the final weeks of flowering through harvest to support late stage fruiting processes. For use in soilless mixes, soils, hydroponics and aeroponic systems.



ITEM	SIZE	CASE	PALLET
7 52289 50133 3	6 OZ	24	96 CASES
7 52289 50143 2	1 LB	12	75 CASES
7 52289 50153 1	2 LB	12	55 CASES
7 52289 50154 8	15 LB	—	120 PAILS

**USE DURING THE FINAL WEEKS OF THE PLANT'S FLOWERING CYCLE THROUGH HARVEST**

SYSTEM	HYDROPONIC	SOIL
<b>STAND ALONE USE</b>	<ul style="list-style-type: none"> <li>– 1 tsp (6 g) per gallon (4 L) of water in reservoir</li> <li>– Flush every two weeks</li> </ul>	<ul style="list-style-type: none"> <li>– 1/2 to 1 tsp (3–6 g) per gallon (4 L) of water</li> <li>– Feed once per week</li> </ul>
<b>COMBINED WITH OTHER NUTRIENTS</b>	<ul style="list-style-type: none"> <li>– 1/4 to 1/2 tsp (1.5–3 g) per gallon (4 L) of water in reservoir</li> </ul>	<ul style="list-style-type: none"> <li>– 1/4 to 1/2 tsp (1.5–3 g) per gallon (4 L) of water</li> <li>– Feed once per week</li> </ul>

Always fill your reservoir with fresh water. Add Cha Ching® to the final volume of water and mix thoroughly. Do not mix solubles together in dry form. Do not use as a foliar spray. Always adjust fertilizer dosage to plant response.



# SOLUBLE TRIO<sup>®</sup>



**KEEP THE TRIBE TOGETHER!<sup>®</sup>**



- ◆ Open Sesame<sup>®</sup> Supports Vigorous Flowering and Bud Development
- ◆ Beastie Bloomz<sup>®</sup> Supports Blossom Development
- ◆ Cha Ching<sup>®</sup> Supports Late Stage Fruiting

ITEM	SIZE	CASE	PALLET
7 52289 50200 2	3 X 1 LB	6	55 CASES



# HAPPY FROG<sup>®</sup>

CRAFTED FOR ORGANIC GARDENING<sup>™</sup>



## CITRUS & AVOCADO



- ◆ Specially Formulated for Citrus and Avocado Trees
- ◆ Provides Slow-Release Nitrogen for Vegetative Growth
- ◆ Contains Custom Blend of Soil Microbes

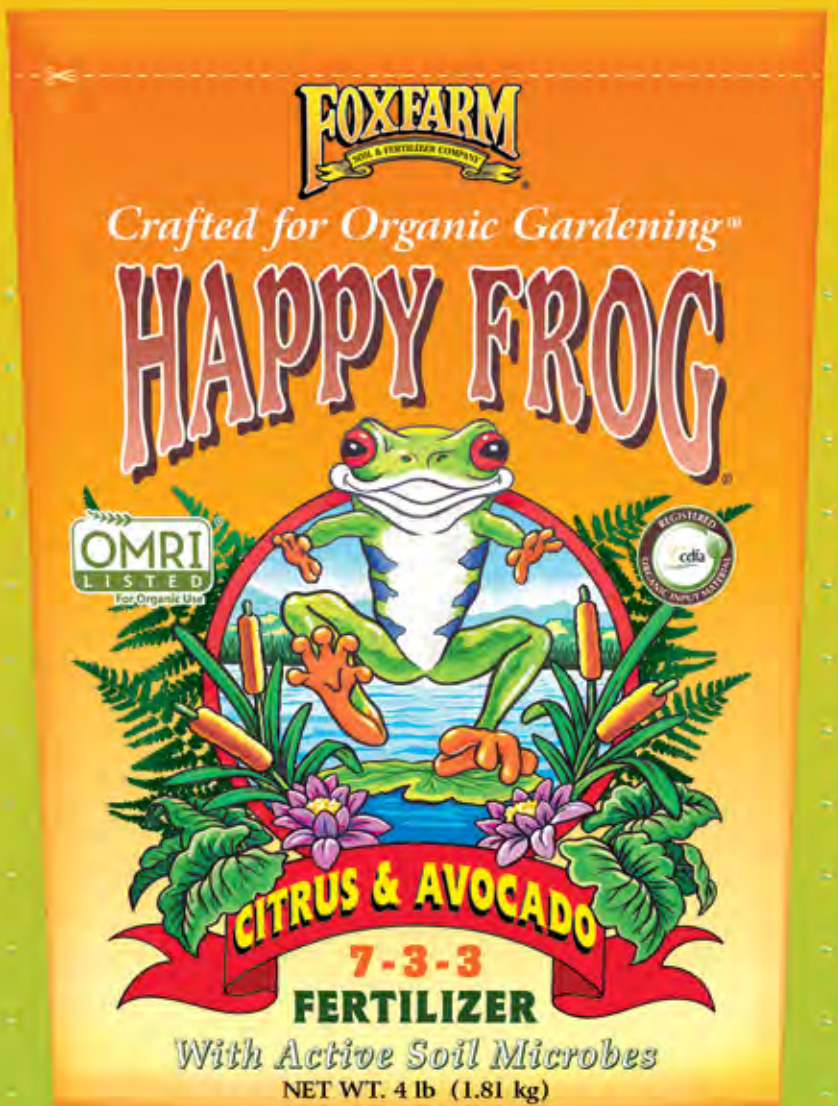


### Happy Frog<sup>®</sup> Citrus & Avocado

Fertilizer is specially formulated with your citrus and avocado trees in mind. Nothing is better than the juicy, flavorful kick you experience when you taste a fresh lemon or lime and no one can resist the smooth texture of a perfectly ripened avocado.

This formula contains nitrogen for robust vegetative growth, as well as calcium and sulfur to address the needs of these beautiful and bountiful trees.

Mycorrhizal fungi are included to help increase root efficiency, which may enhance nutrient uptake and water absorption. Enjoy a burst of delicious goodness when you use Happy Frog<sup>®</sup> Citrus & Avocado Fertilizer.



CITRUS & AVOCADO	SIZE	CASE	PALLET
7 52289 50060 2	4 LB	12	36 CASES

With Active Soil Microbes  
NET WT. 4 lb (1.81 kg)



# HAPPY FROG®

CRAFTED FOR ORGANIC GARDENING™



**50 LB. SIZE AVAILABLE  
FOR COMMERCIAL GROWERS**



## STEAMED BONE MEAL

- ◆ For All Stages of Plant Growth and Flowering
- ◆ Supports Strong Cell Development
- ◆ Designed to Help Create Abundant Blossoms
- ◆ Wonderful Supplement for Bulbs

STEAMED BONE MEAL	SIZE	CASE	PALLET
7 52289 50064 0	4 LB	12	36 CASES

50 LB Bone Meal unavailable

## CAVERN CULTURE®

- ◆ A Blend of Bat Guano, Seabird Guano and Rock Phosphate
- ◆ Supports Multiple Bud and Flower Development
- ◆ Encourages Delicious Tasting Fruits and Veggies

CAVERN CULTURE®	SIZE	CASE	PALLET
7 52289 50066 4	4 LB	12	36 CASES
7 52289 60067 8	50 LB	-	40 BAGS

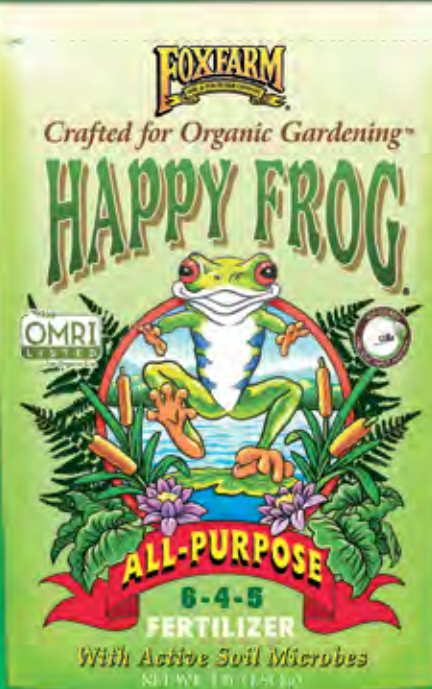


# HAPPY FROG

CRAFTED FOR ORGANIC GARDENING™



**50 LB. SIZE AVAILABLE  
FOR COMMERCIAL GROWERS**



## ALL - PURPOSE

- ◆ For Flowers, Vegetables and Ornamental Plants
- ◆ Contains Soil Microbes
- ◆ Provides Gentle Slow-Release Feedings

## TOMATO & VEGETABLE

- ◆ Designed for Vigorous Feeders
- ◆ Supports the Production of Abundant Fruit Development
- ◆ Contains Calcium, Which Helps Prevent Blossom End Rot

## FRUIT & FLOWER

- ◆ Supports Abundant Fruiting and Flowering
- ◆ Supplies Nitrogen for Sustained Growth
- ◆ Helps Support Vigorous Root Systems

ALL-PURPOSE	SIZE	CASE	PALLET
7 52289 50054 1	4 LB	12	36 CASES
7 52289 60055 5	50 LB	-	40 BAGS

TOMATO & VEGETABLE	SIZE	CASE	PALLET
7 52289 50050 3	4 LB	12	36 CASES
7 52289 60051 7	50 LB	-	40 BAGS

FRUIT & FLOWER	SIZE	CASE	PALLET
7 52289 50052 7	4 LB	12	36 CASES
7 52289 60053 1	50 LB	-	40 BAGS



# HAPPY FROG®

CRAFTED FOR ORGANIC GARDENING™



## ACID LOVING PLANTS

- ◆ Designed for Low pH Lovers
- ◆ Provides Gentle Slow-Release Feedings
- ◆ Contains Soil Microbes

## JAPANESE MAPLE

- ◆ For Low pH Feeders and Evergreens
- ◆ Helps Encourage Dense Vegetative Growth
- ◆ Contains Soil Microbes
- ◆ Helps Support Strong Branch Development

## JUMP START

- ◆ Ideal for Use on Transplanted Seedlings
- ◆ Supplies Phosphorus for Early Stages of Plant Growth
- ◆ Helps Support Root Development

ACID LOVING SIZE CASE PALLET  
7 52289 50062 6 4 LB 12 36 CASES

JAPANESE MAPLE SIZE CASE PALLET  
7 52289 50056 5 4 LB 12 36 CASES

JUMP START SIZE CASE PALLET  
7 52289 50058 9 4 LB 12 36 CASES



# SLOW-RELEASE FERTILIZER



## MARINE CUISINE®

- ◆ Formulated for Heavy Feeding Vegetables and Flowers
- ◆ Supports Vigorous Growth and Bud Development



ITEM	SIZE	CASE	PALLET
7 52289 79039 3	4 LB	8	48 CASES
7 52289 79043 0	50 LB	-	40 BAGS

## DON'T BUG ME®

### INSECTICIDE



### IT'S TIME TO BITE BACK!

- ◆ Ready to Use, No Mixing or Measuring
- ◆ Derived from Chrysanthemum Flowers
- ◆ Kills Harmful Garden Pests on Contact
- ◆ Can Be Applied Up to Day of Harvest

ITEM	SIZE	CASE	PALLET
7 52289 79050 8	24 OZ	12	48 CASES



# FOXFARM

SOIL & FERTILIZER COMPANY



WWW.FOXFARM.COM